



Blood Pressure Control in ESH Excellence Centres (BP-CON-ESH)

Study of the European Society of Hypertension on Blood Pressure Control in ESH Excellence Centres

dedicated to  
Professor Alberto Zanchetti

Dear colleagues,

Thank you for taking part in "Blood Pressure Control in ESH Excellence Centers" project. In order to make this eCRF easy to use please follow the instructions within this tutorial.

### **Registration - (step 0)**

Before you take part in this Survey, you need to register yourself as a active member of BP - CON - ESH.

To complete registration, please click as shown below:

**Log In**

**E-mail**

**Password**


**Login**

- [Register](#)
- [Forgot your password?](#)

Click a *Register* button and fulfill all required data and at the end click *register* at the botom right side.

Once you have done it you will be redirected to the Home page.

## List of patient surveys (Step 1)

- At the Home page on Your left side you will find button.
- After clicking the button above  you will be able fill in basic information of your patient.
- When you fulfill the entire section *New Patient Data* click "Submit". Once you have submitted *New Patient Data* your patient will be listed on the home page as per below and you can start entering data in other parts of this eCRF (*Risk Factors, Therapy, Clinical Exam, Medical Records*)



List of patient surveys

[+ New Patient](#)

Click  to EDIT PATIENT DATA  
Click  to DELETE PATIENT DATA  
Click  to START PATIENT SURVEY  
Click  to DOWNLOAD PATIENT DATA

Search:


Name	↑↓ Patient code	↑↓ Initials	↑↓ Gender	↑↓ Date of birth	↑↓ Action
bojan jelakovic	08-01-004-3	BJ	M	7.1.1900	  


Figure 1

- For each new patient do the same procedure.

## Start of entering data (step 2)

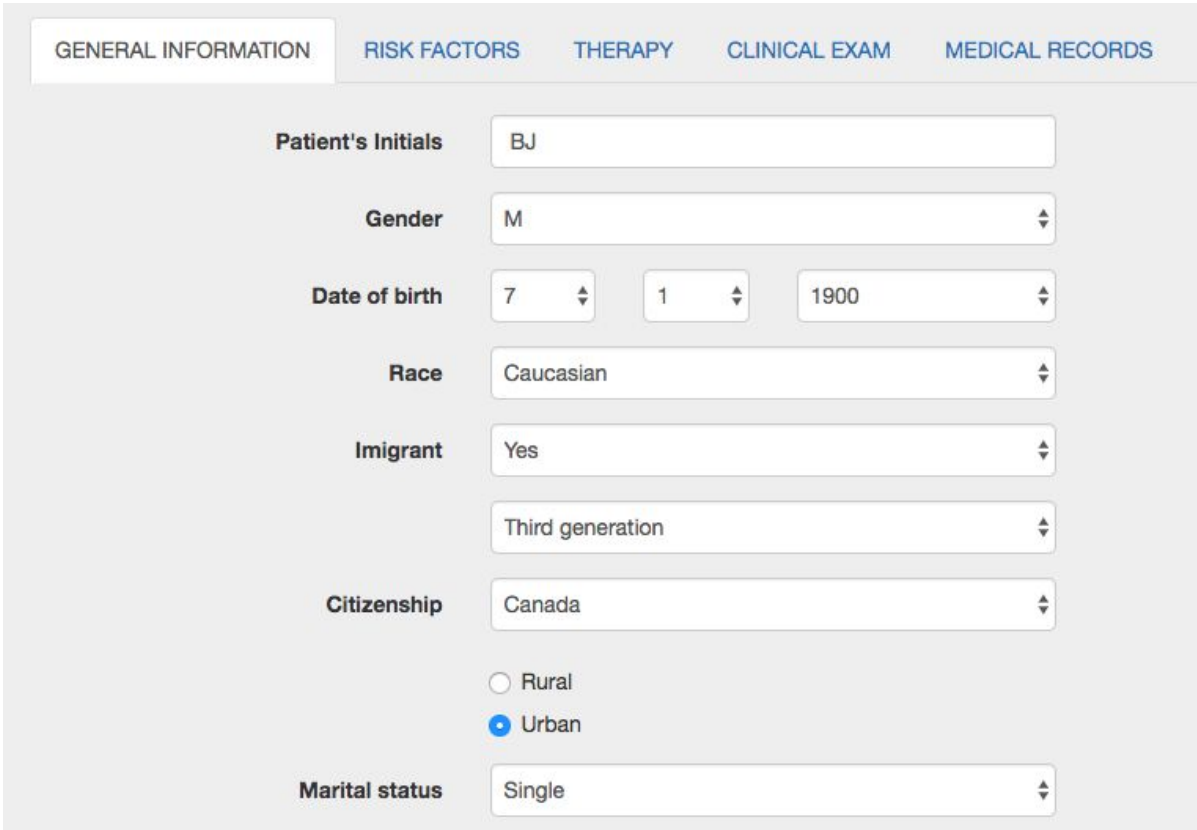
- On your right side you'll find three icons



- First icon indicates - *edit general information of your patient* (Step 1 in this document)
  - Second icon indicates - *delete data*
  - Third icon indicates - *start entering data of this patient.*
- Since you have fulfilled patient's general data, you are ready to start with the entering data of this patient in other parts of this eCRF (*Risk Factors, Therapy, Clinical Exam, Medical Records*).
- To start with survey, please, click the icon  next to Your patient's name.

### Entering data (step 3)

- Once you start with the survey you will realize that the eCRF is consisted of 5 different sections (*General Information, Risk Factors, Therapy, Clinical Exam, Medical Records*) which are positioned at the header of the survey.



The screenshot displays the 'GENERAL INFORMATION' section of an eCRF. The header includes five tabs: GENERAL INFORMATION (active), RISK FACTORS, THERAPY, CLINICAL EXAM, and MEDICAL RECORDS. The form fields are as follows:

- Patient's Initials:** Text input field containing 'BJ'.
- Gender:** Dropdown menu with 'M' selected.
- Date of birth:** Three separate dropdown menus for day (7), month (1), and year (1900).
- Race:** Dropdown menu with 'Caucasian' selected.
- Imigrant:** Dropdown menu with 'Yes' selected.
- Citizenship:** Dropdown menu with 'Third generation' selected.
- Citizenship:** Dropdown menu with 'Canada' selected.
- Location:** Radio buttons for 'Rural' (unselected) and 'Urban' (selected).
- Marital status:** Dropdown menu with 'Single' selected.

- When you fill in data into the section *General Information (step 1)* these information will be automatically shown at the screen. If needed you can edit them by clicking at the button as described previously.



- When you finished the first section *Risk factors* please click “NEXT” on the right bottom side and go to the next section *Therapy*. Please do the same when finish this part and by clicking „NEXT“ go to the section *Clinical Exam*.
- Section *Medical records* could be filled in later during the study but within a one month period.

#### **Finishing the survey (step 4)**

- Once you have filled in all the required sections by clicking “FINISH” button within the section *Medical Records* you will complete the entire survey for this patient.
- All entered data will be available for editing during a 1 moth, and after this period expires data of this patient will be locked.





